

# E-comfort instant water heater DEX12



## Application areas

Single and multiple point supply:

- > Bathroom (shower, bath tub, washbasin)
- > Shower
- > Kitchen sink
- > Washbasin



# E-comfort instant water heater

## DEX12

### Product information



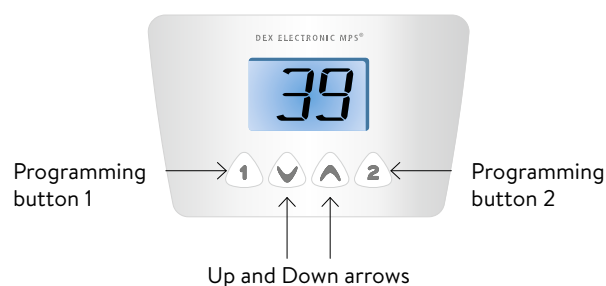
|   | Energy efficiency class <b>A</b> (Scale: A+ to F) | DEX12 (Multiple Power System: 8.8 or 11.5 kW adjustable) |
|---|---|--|
| Part number:  |   | 3200-34212   |
| Type:   |   | closed-outlet  |
| Maximum operating pressure [MPa (bar)]:                           |   | 1(10)  |
| Water connections (thread connections):                           |   | G½"  |
| User set temperature [°C]:  |   | 20 to 55   |
| Hot water output at $\Delta t = 28\text{ K}^1$ [l/min]:           |   | 4.5   5.9 <sup>2)</sup>                                  |
| Switch-on flow rate / max. flow rate [l/min]:                     |   | 2.5 / 5.0 <sup>3)</sup>                                  |
| Nominal power rating [kW]:  |   | 8.8   11.5   |
| Selected power (current) @ 220 V [kW / A]                         |   | 8.0 / 36.6   10.5 / 47.7                                 |
| Selected power (current) @ 230 V [kW / A]                         |   | 8.8 / 38.0   11.5 / 50.0                                 |
| Selected power (current) @ 240 V [kW / A]                         |   | 9.6 / 40.0   12.5 / 52.2                                 |
| Supply voltage:   |   | 1~ / N / PE 220–240V AC                                  |
| Required cable diameter [mm <sup>2</sup> ]:                       |   | 10   |
| Bare wire heating system IES®:                                    |   | ✓  |
| Ready for Smart Control:  |   | ✓  (optional)  |
| Ready for FX wireless remote control:                             |   | ✓  (optional)  |
| VDE approved / Protection class:                                  |   | ✓ / IP 25  |
| Specific water resistance at 15 °C [ $\Omega\text{cm}$ ] $\geq$ : |   | 1300   |
| Nominal volume [litres]:  |   | 0.4  |
| Weight filled with water [kg]:                                    |   | approx. 3.7  |
| Dimensions (height × width × depth) [cm]:                         |   | 46.6 × 23.1 × 9.7  |

1) Temperature increase e.g. from 12°C to 40°C 2) Mixed water 3) Flow limited for optimum temperature increase

#### Description

- > Electronically controlled E-comfort instant water heater
- > Large backlit LCD display for temperature display
- > Two temperature memory buttons
- > Precise temperatures between 20 °C and 55 °C due to TWIN TEMPERATURE Control TTC® up to the full rated power output
- > Attractive, very slim design
- > The efficient bare wire heating system IES® reduces lime scale deposits and provides an extended service life
- > Electronic safety system with air bubble detection, temperature and pressure cut-off
- > With Multiple Power System MPS® the maximum power setting is set at installation.
- > Easy installation due to accessible mounting area and variable connection options
- > Remote control module available as accessory
- > Can also be controlled via tablet or smartphone (iOS 9 or higher / Android-OS 4.4 or higher, FXE adapter, CLAGE Home Server and the »Smart Control« app required)

#### Convenient touch button controls and LCD display



Touch button controls with large backlit LCD display for precise temperature input between 20 °C and 55 °C

Two programming buttons for individual pre-set temperatures, optional temperature limitation, and function and malfunction indicators

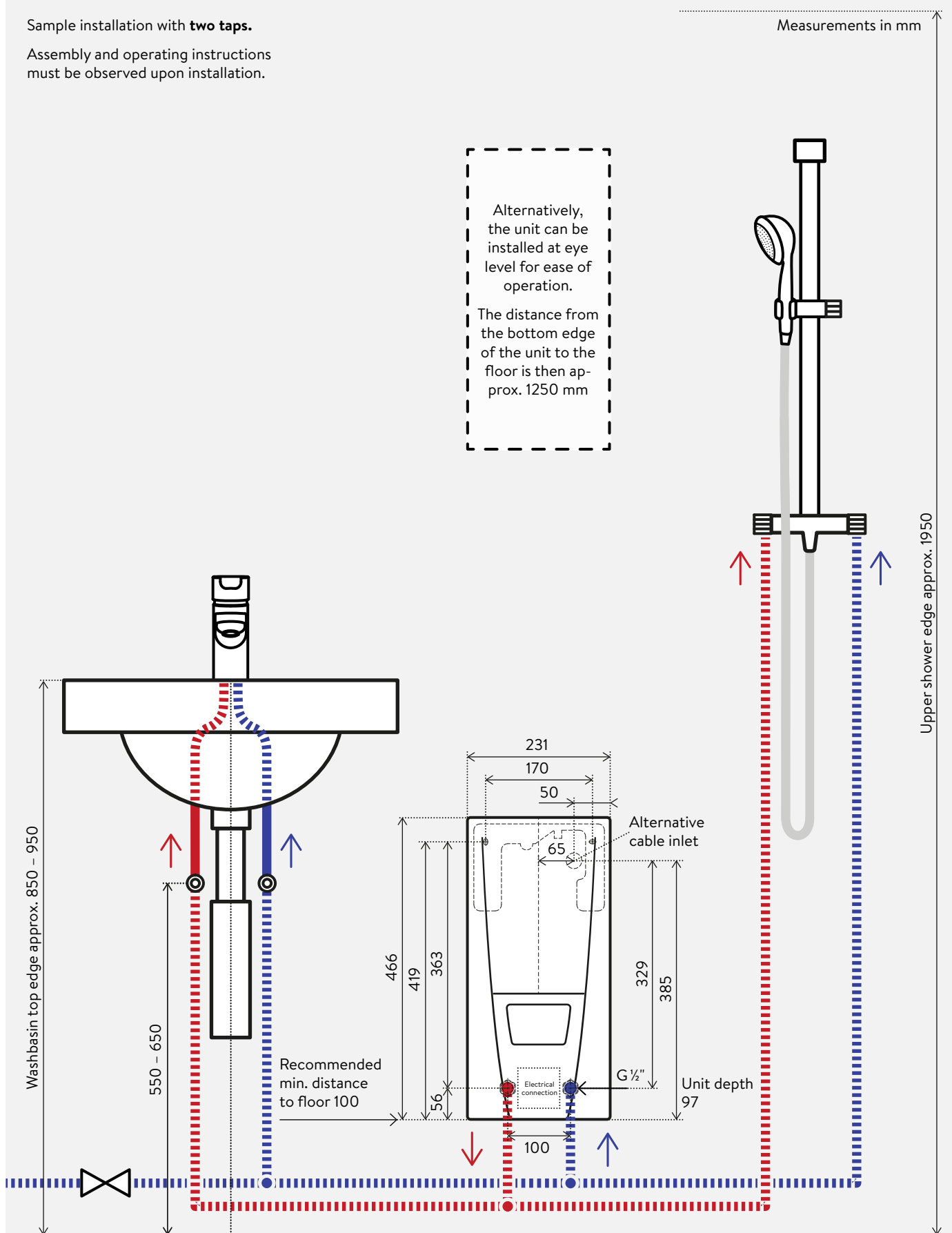
# E-comfort instant water heater DEX12 Installation



Sample installation with **two taps**.

Assembly and operating instructions must be observed upon installation.

Alternatively, the unit can be installed at eye level for ease of operation.  
The distance from the bottom edge of the unit to the floor is then approx. 1250 mm







**FX (optional)**

In addition to user controls directly at the unit, the remote control allows for convenient temperature adjustment of the instant water heater at interior distances of up to 10 meters. Secure, bidirectional wireless transfer, continuous two-button temperature selection, two pre-set buttons and a LCD display, magnetic wall holder and batteries included. IP20.

Dimensions (H × W × D): 5.8 × 12.5 × 1.9 cm

**FX:** Part no. 2400-26090

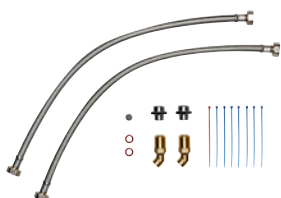


**Basic mounting kit RDX for more mounting options (optional)**

The universal mounting frame RDX, which allows for an electrical connection at any position behind the unit, is available as an accessory. The IP protection class of the appliance with RDX is IP24.

- > With electronic wiring and tap extensions
- > For difficult installation conditions, for example, exchanging an instant water heater with different connections
- > Compensates for uneven tiles or wall irregularities
- > Installation must be performed by a specialist

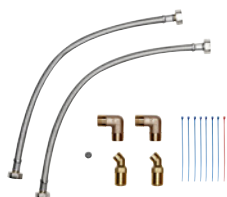
**RDX:** Part no. 3200-34100



**Extension kit UDX for under-counter installation (optional)**

Pipe assembly for undersink installation with water connections, top flush-mounted G $\frac{3}{8}$  inch (basic mounting kit RDX required).

**UDX:** Part no. 3200-34110



**Extension kit VDX for offset mounting (optional)**

Pipe assembly for offset installation or reversed water connections when exchanging gas water heaters (basic mounting kit RDX required).

**VDX:** Part no. 3200-34120