

E-compact instant water heater CDX-U



Application areas

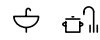
Single point supply:

- > Kitchen sink
- > Washbasin
- > Double washbasin



E-compact instant water heater CDX-U

Product information



Energy efficiency class A (Scale: A+ to F)	CDX7-U	CDX11-U
Part number:	2400-26107	2400-26113
Type:	closed-outlet	
Maximum operating pressure [MPa (bar)]:	1 (10)	
Water connections (thread connections):	G 3/8"	
User set temperature [°C]:	Factory set: 50 (internally adjustable between 30 and 60)	
Hot water output at $\Delta t = 33\text{K}^{1) 2)}$ [l/min]:	3.0	4.8
Switch-on flow rate / max. flow rate ³⁾ [l/min]:	2 / 4	2 / 5
Nominal power rating [kW]:	6.9	11.0
Voltage supply:	3~ / PE 400 V AC	
Nominal current ²⁾ [A]:	10	16
Required cable diameter [mm ²]:	1.0	1.5
Bare wire heating system IES [®] :	✓	
VDE approved / Protection class:	✓ / IP 24	
Specific water resistance at 15 °C [Ωcm] \geq :	1000	
Nominal volume [litres]:	0.3	
Weight filled with water [kg]:	approx. 2.7	
Dimensions (height x width x depth) [cm]:	29.4 x 17.7 x 10.8	

1) Temperature increase e.g. from 12 °C to 45 °C 2) Mixed water 3) Limited flow amount for optimal temperature increase

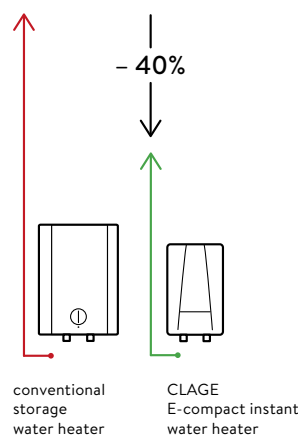
Description

- > Electronically controlled instant water heater (undersink model) with compact design and without user controls
- > Automatic heating adjustment base on flow rate and inlet temperature
- > The maximum outlet temperature is factory-set to 50 °C, temperature setting as usual by mixing cold water at the tap
- > Easy installation under the kitchen sink facilitated by small dimensions and external 3/8 inch water connectors
- > With power cable for 3-phase power supply
- > The efficient bare wire heating system IES[®] reduces lime scale deposits and provides an extended service life
- > Connection Kit (T-piece and flexible connecting hose) for an angle valve is included

Profitability comparison (Source: www.clage.com)

Saves up to 40 % energy compared to conventional storage heaters.

The E-compact instant water heater features an economical operation. The water is heated directly as it flows through the unit. Hot water is not stored in a tank, which saves standby energy that would be otherwise required.



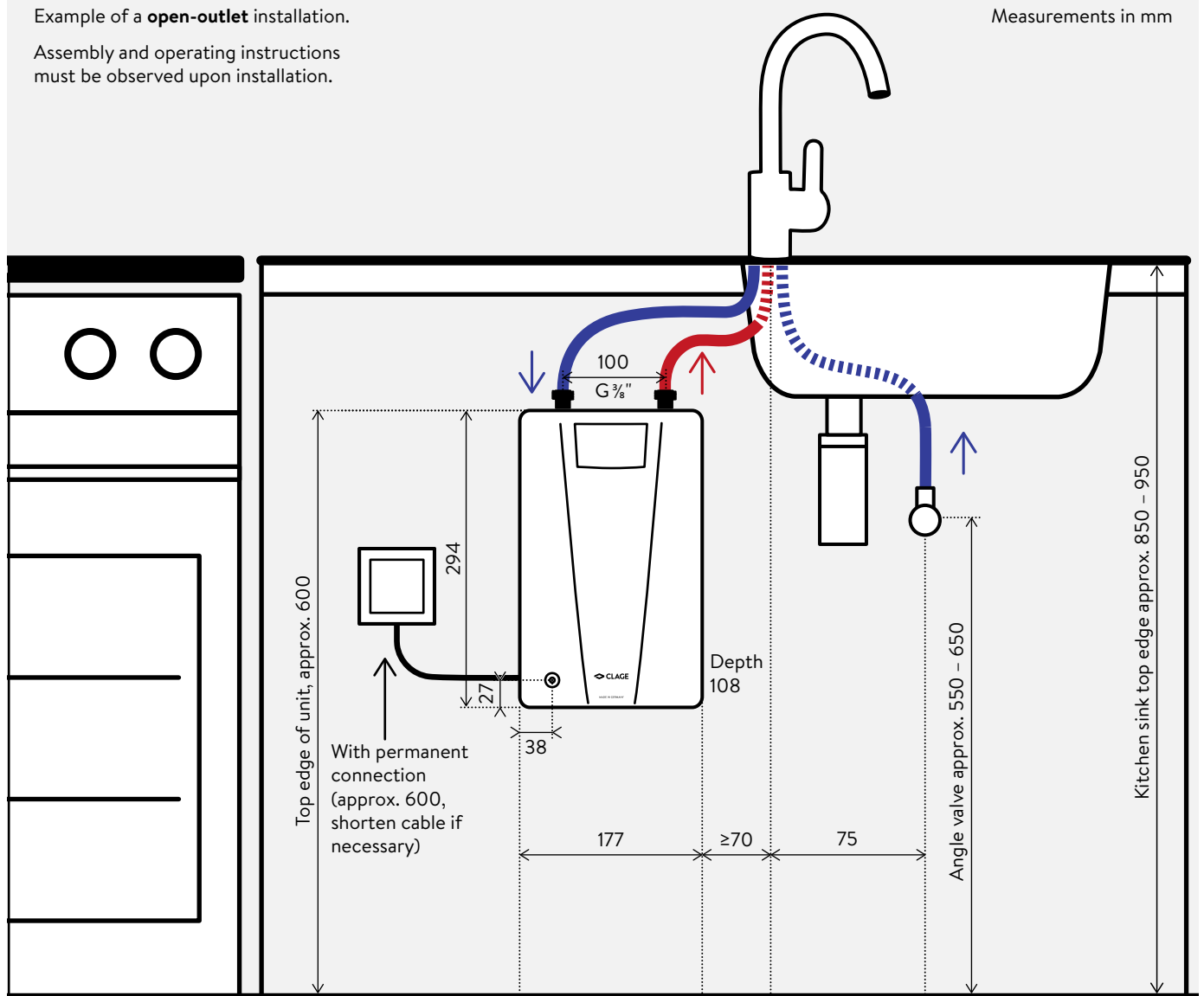
E-compact instant water heater CDX-U Installation



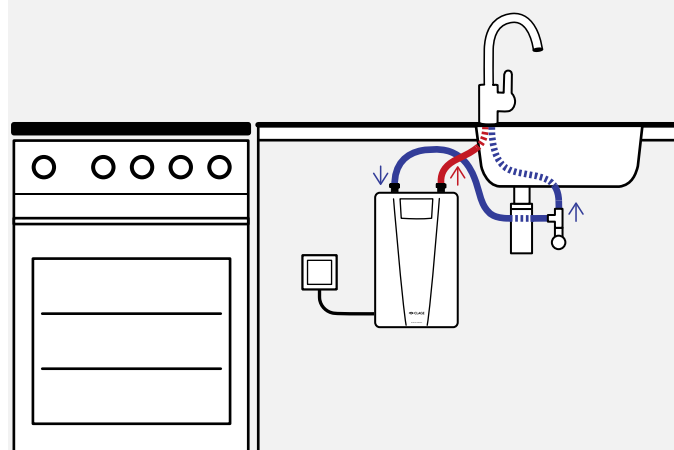
Example of a **open-outlet** installation.

Assembly and operating instructions must be observed upon installation.

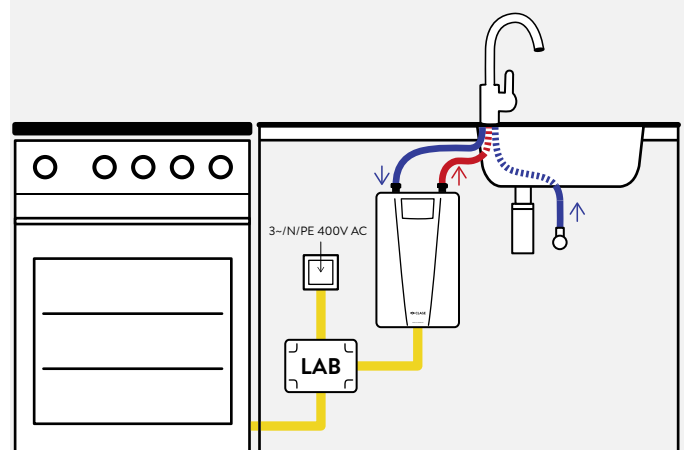
Measurements in mm



Alternative: **closed-outlet** installation



Electrical connection with **load shedding switch LAB** at only one existing 400 Volt cooker terminal outlet box, if no separate outlet is available for the instant water heater.



E-compact instant water heater CDX-U Accessories



Accessory for undersink installation (included)

FVS

Flexible connecting hose $\frac{3}{8}$ inch cap nut × $\frac{3}{8}$ inch cap nut, 50 cm long

Part no. 89620

T-piece

Special T-connector $\frac{3}{8}$ inch cap nut × $\frac{3}{8}$ inch angle valve 10 mm

Part no. 89610



LAB (optional)

Load shedding module (electrical installation kit) with pre-installed cables, contactor and load shedding relay, for joint connection of an instant water heater and an electromechanical cooker at a cooker terminal outlet box, if no separate outlet is available for the instant water heater. IP 55. Dimensions (H × W × D): 18 × 13 × 8 cm

LAB: Part no. 82260



Recommended accessories for kitchen application (optional)

EAK (vented)

Single-lever mixer tap with side lever and swivel spout 20 cm

EAK: Part no. 1100-04430



Recommended accessories for bath application (optional)

EWT / EWT-C

Single-lever mixer tap, nickel and lead free waterways, Easy-Fix fastening system and drawbar drain fitting, spout 11.2 cm, height × width: 15,1 × 17,5 cm

EWT (open-outlet): Part no. 1100-04420

EWT-C (closed-outlet): Part no. 1100-04421



Aerator CSP 6, CSP 6a and CSP 6i (optional)

The aerator at the tap supports the energy- and water-saving operation of the compact instant water heater. The new special CSP aerators mix air into the water and thus create a uniform water stream that does not splatter but softly cascades down.

- > Aerator insert for tap adapter M 22/24 at the tap
CSP 6 (< 3.5l / min): Part no. 0010-00461
- > Aerator with chrome tap adapter M 24a
(suitable for taps with internal thread at outlet)
CSP 6a: Part no. 0010-0047
- > Aerator with chrome tap adapter M 22i
(suitable for taps with external thread at outlet)
CSP 6i: Part no. 0010-0046