

Taps for pressureless water heaters



Application areas

Ideal in conjunction with
pressureless water heaters

> Washbasin

> Disposal sink

> Kitchen, Kitchenette









> Shower










Taps for pressureless water heaters

Product information



									
	AEB	AEN	CSO	END	EWT	SMB	SME	SNM	
Part number [1100-...]:	04250	04255	04165	04410	04420	04100	04150	04200	
Part number [0300-...]:									
Part number [4100-...]:									
Pressureless type:	✓	✓	✓	✓	✓	✓	✓	✓	
Pull-up drain:				✓	✓				
Swivel spout:			✓			✓	✓	✓	
Aerator set ¹⁾ included	integrated	integrated	integrated	✓	✓	✓	✓	✓	
For E-mini instant water heater:	✓	✓		✓	✓	✓	✓	✓	
For E-compact instant water heater:			✓					✓	
Suitable for storage water heaters:				✓				✓	
Water connection (screw connectors):	3/8"	3/8"	1/2"	3/8"	3/8"	3/8"	3/8"	3/8"	
Outreach [cm]:	11.0	11.0	16.0	10.6	11.2	16.0	16.0	16.0	
Dimension (height) [cm]:	13.3	13.3	-	11.1	15.1	-	-	22.5	

¹⁾ The set includes various aerator models and a manual. Which aerator is screwed into the tap depends on the used hot water appliance.

								
	SNO	SNT	SSO	EAK	EKA	EKM	CXH	
Part number [1100-...]:				04430	04230	04223		
Part number [0300-...]:							0086	
Part number [4100-...]:	0110	02100	01250					
Pressureless type:	✓	✓	✓	✓	✓	✓	✓	
Pull-up drain:								
Swivel spout:	✓	✓	✓	✓	✓	✓		
Aerator set ¹⁾ included	✓	✓	integrated	✓	✓	✓		
For E-mini instant water heater:				✓	✓	✓	✓	
For E-compact instant water heater:				✓	✓	✓	✓	
Suitable for storage water heaters:	✓	✓	✓		✓	✓		
Water connection (screw connectors):	1/2"	3/8"	1/2"	3/8"	3/8"	3/8"	1/2"	
Outreach [cm]:	16.0	15.5	16.0	20.0	20.0	21.0		
Dimension (height) [cm]:	-	23.5	-	29.6	15.0	16.9	-	

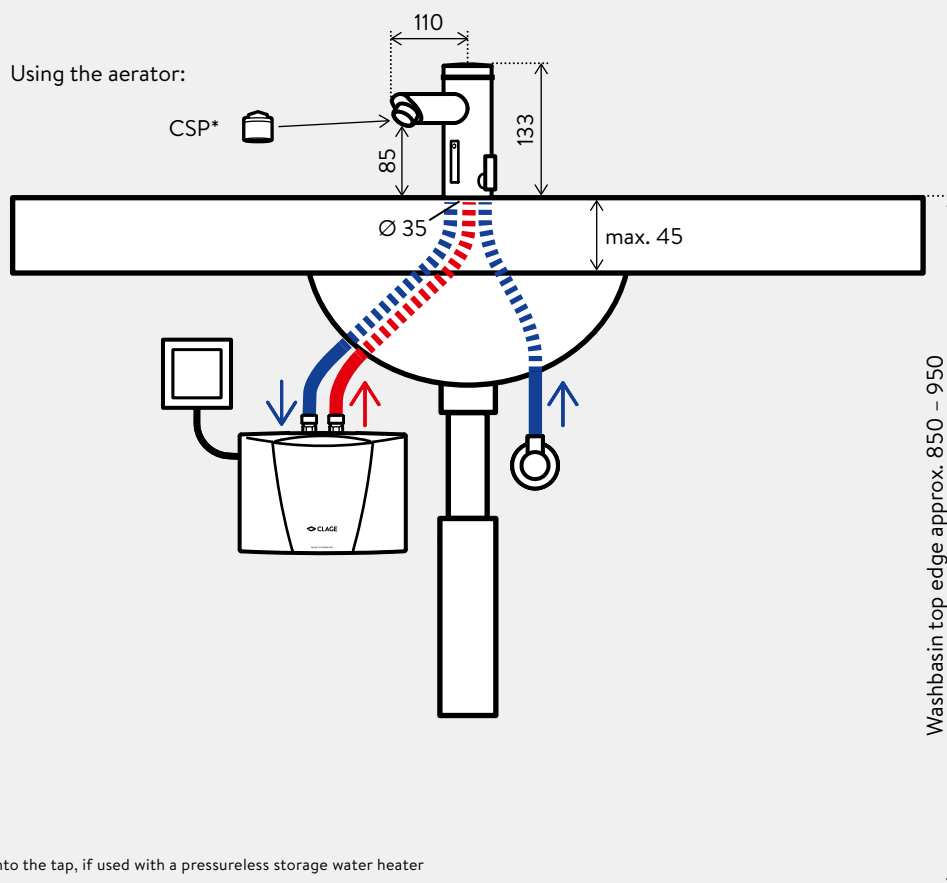
¹⁾ The set includes various aerator models and a manual. Which aerator is screwed into the tap depends on the used hot water appliance.

Taps for pressureless water heaters Installation

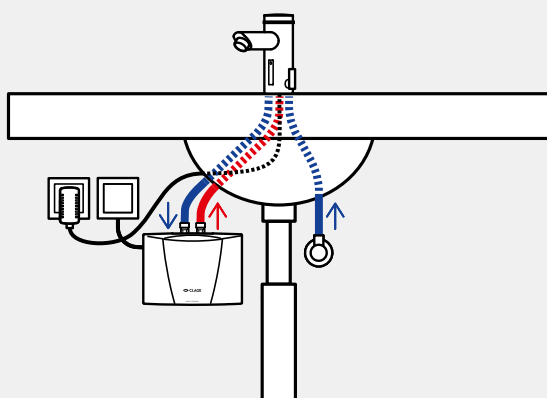
Installation with pressureless tap **AEB** with **battery**

Dimensions in mm

Assembly and operating instructions
must be observed upon installation.



Alternative installation with pressureless tap **AEN**
with **power supply unit**.



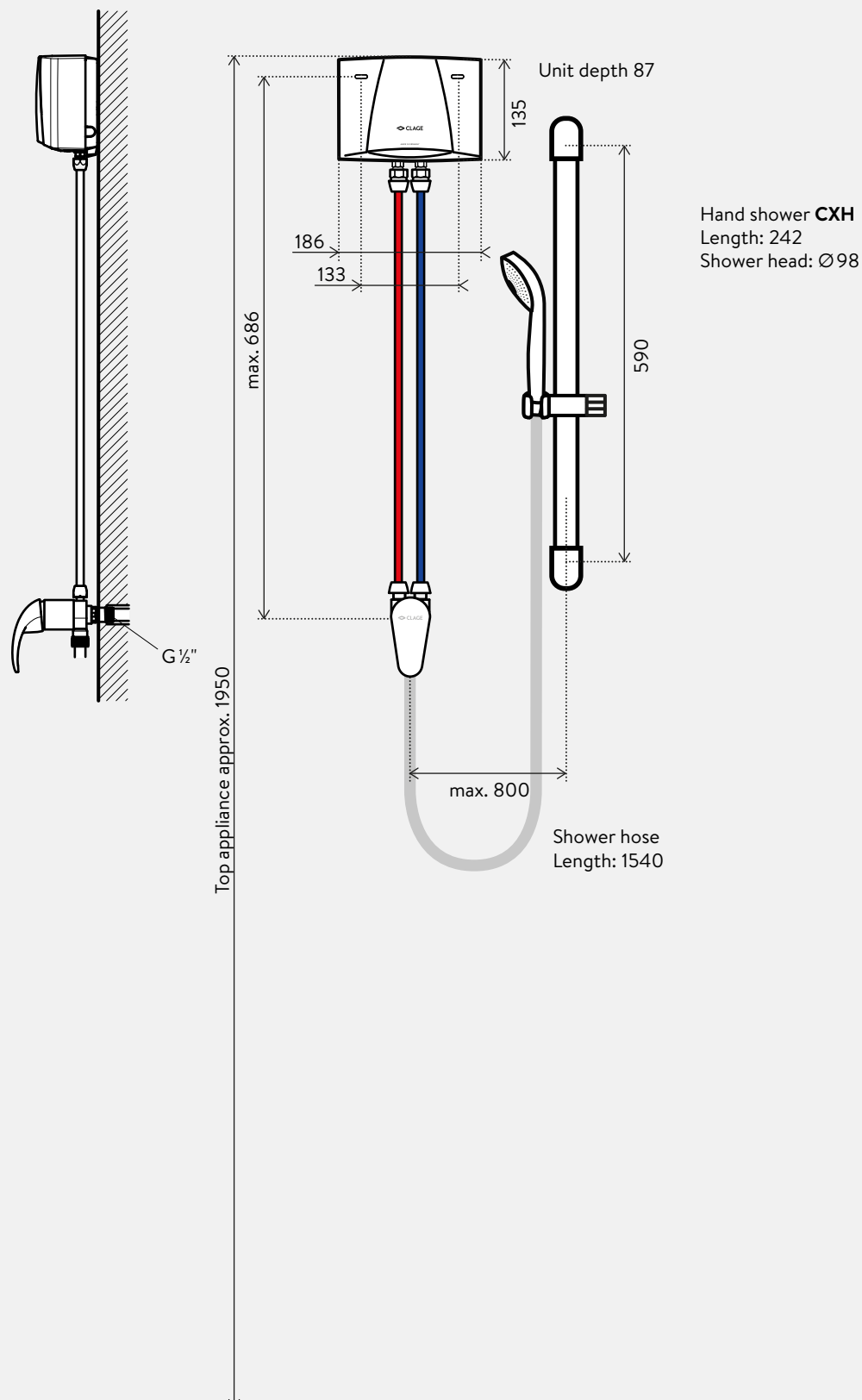
Taps for pressureless water heaters Installation



Installation with shower unit, shower set and hand shower **CXH**

Dimensions in mm

Assembly and operating instructions must be observed upon installation.



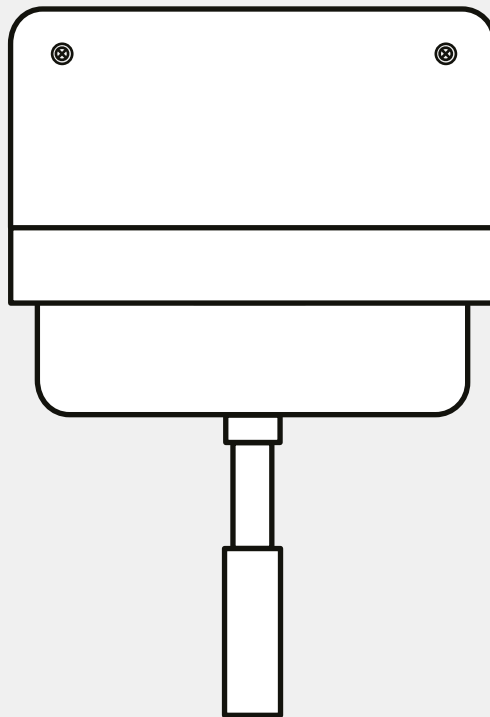
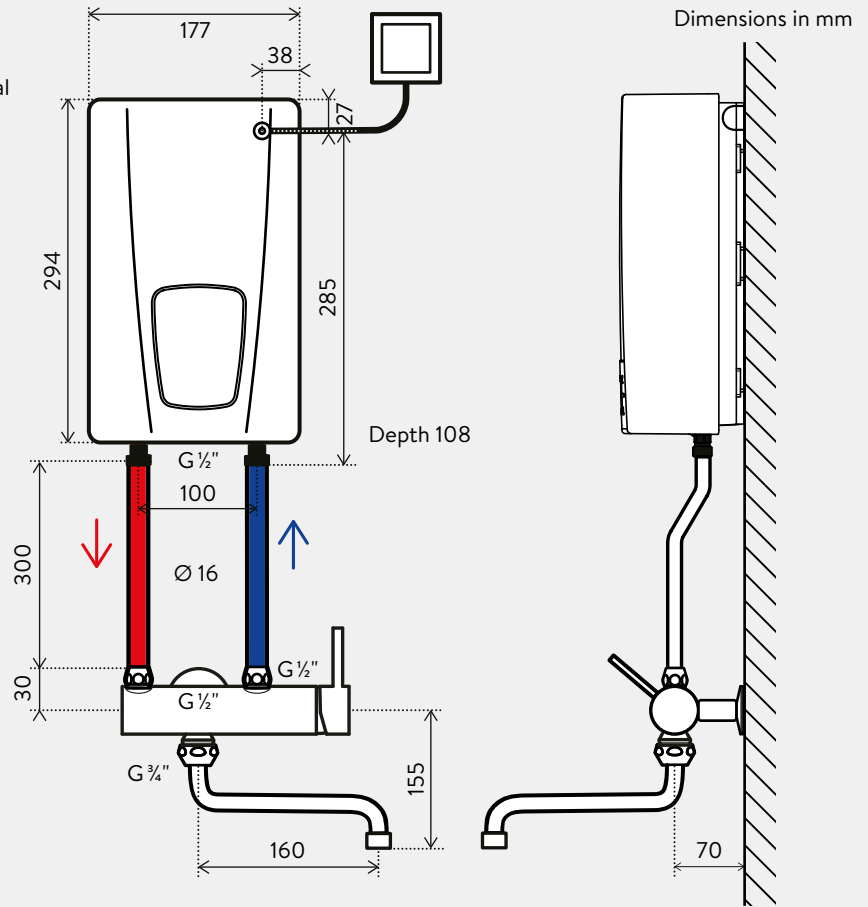
Taps for pressureless water heaters Installation



Installation with wall-mounted mixer tap **CSO** to supply a disposal sink.

You need about 30 cm free space to the disposal sink from the lower edge swivel spout for a 10 litre bucket.

Assembly and operating instructions must be observed upon installation.

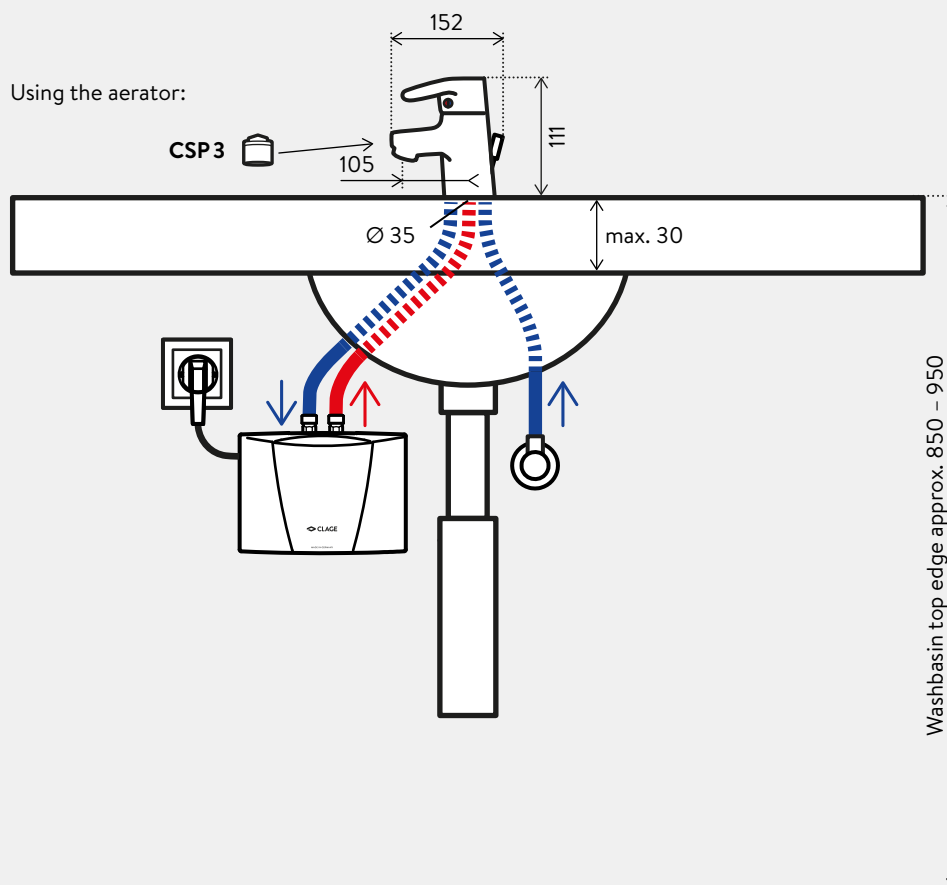


Taps for pressureless water heaters Installation

Installation with pressureless tap **END**

Dimensions in mm

Assembly and operating instructions
must be observed upon installation.

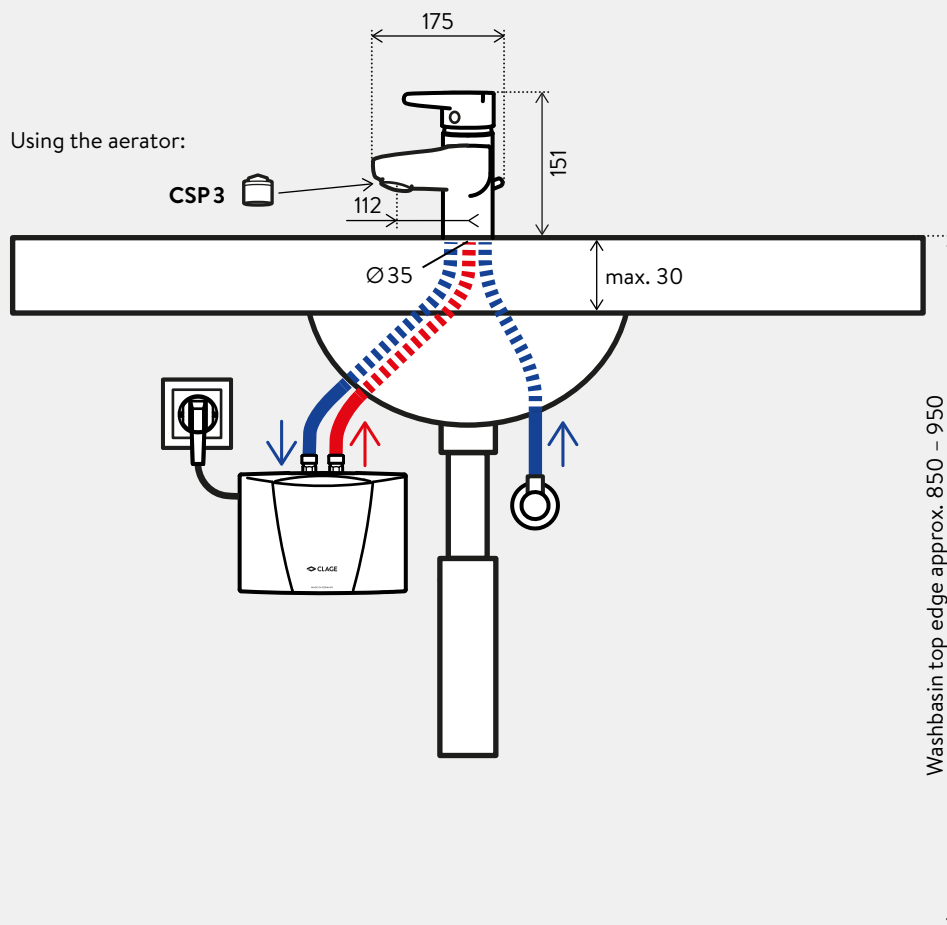


Taps for pressureless water heaters Installation


Installation with pressureless tap **EWT**

Dimensions in mm

Assembly and operating instructions must be observed upon installation.

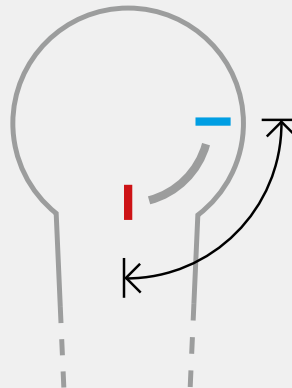


Innovative tap technology



Optimised and isolated water lines, 80 % less standing water volume in the tap body compared to conventional single-lever mixer taps.

Perfect hand-wash temperature in the middle



The optimal lever position for energy-efficient warm water is in the middle and allows an intuitive correct operation (ideal using temperatures 35 °C, 38 °C or maximum 45 °C).

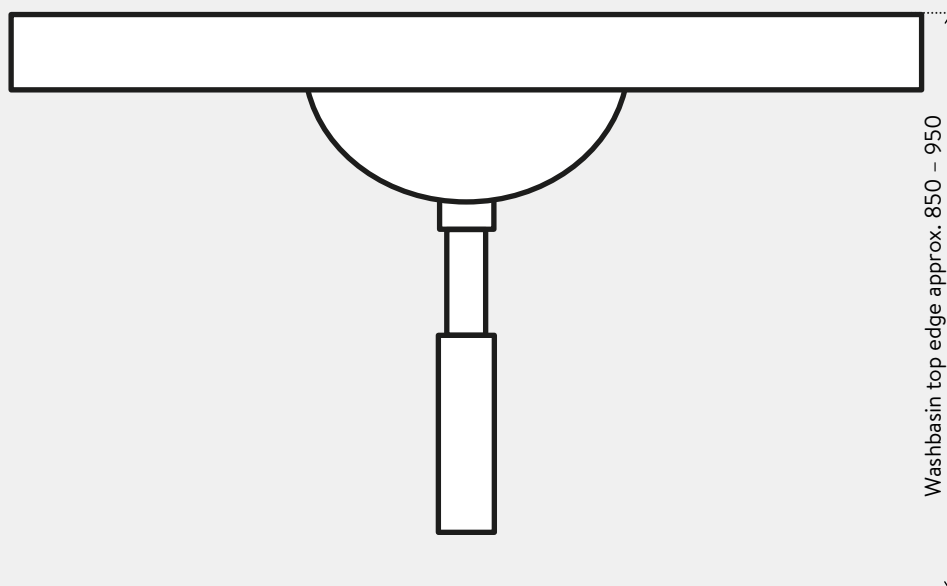
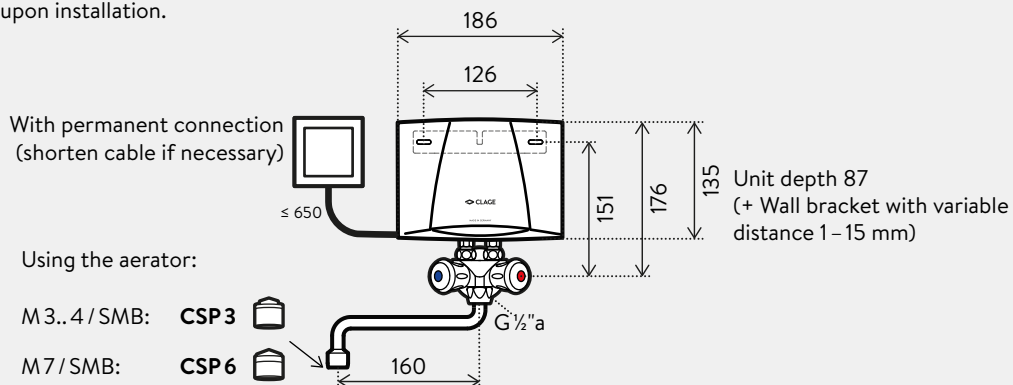
Taps for pressureless water heaters Installation



Installation with pressureless tap **SMB**

Dimensions in mm

Assembly and operating instructions
must be observed upon installation.

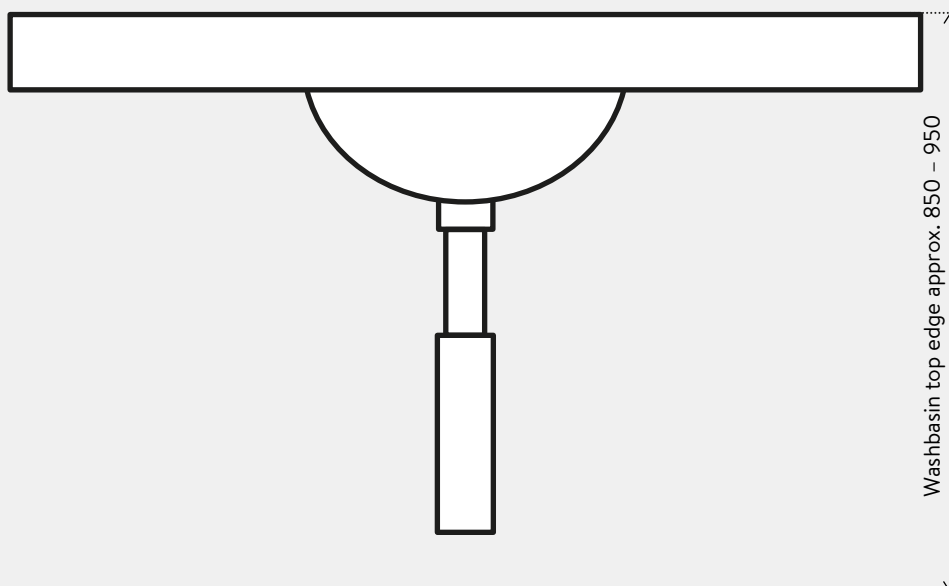
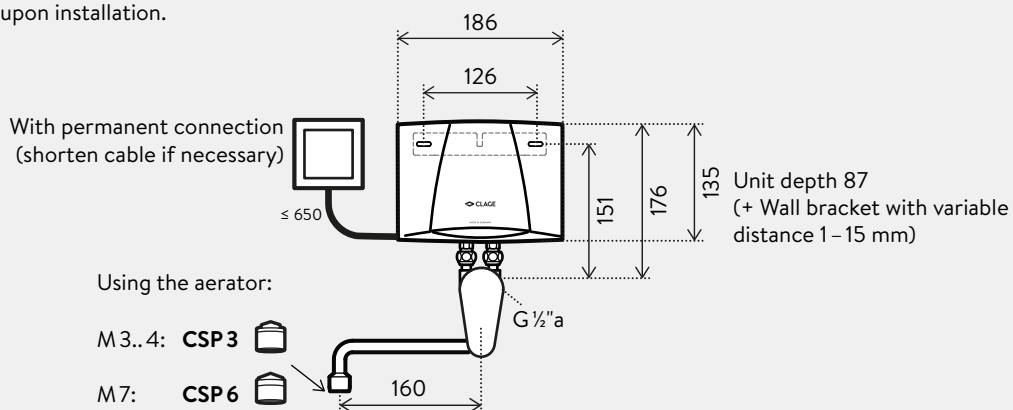


Taps for pressureless water heaters Installation

Installation with pressureless tap **SME**

Dimensions in mm

Assembly and operating instructions
must be observed upon installation.



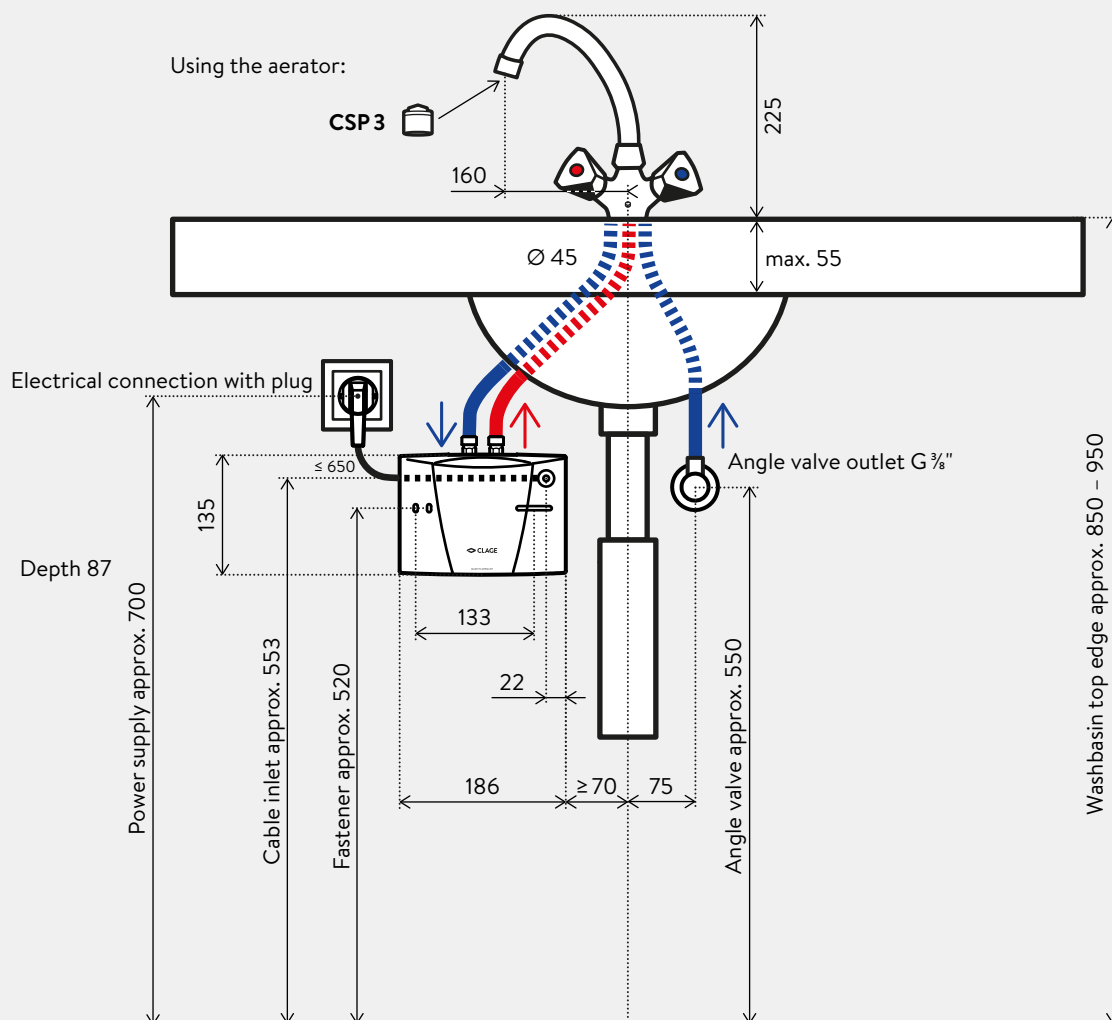
Taps for pressureless water heaters Installation



Installation with pressureless tap **SNM**

Dimensions in mm

Assembly and operating instructions must be observed upon installation.



Taps for pressureless water heaters Installation

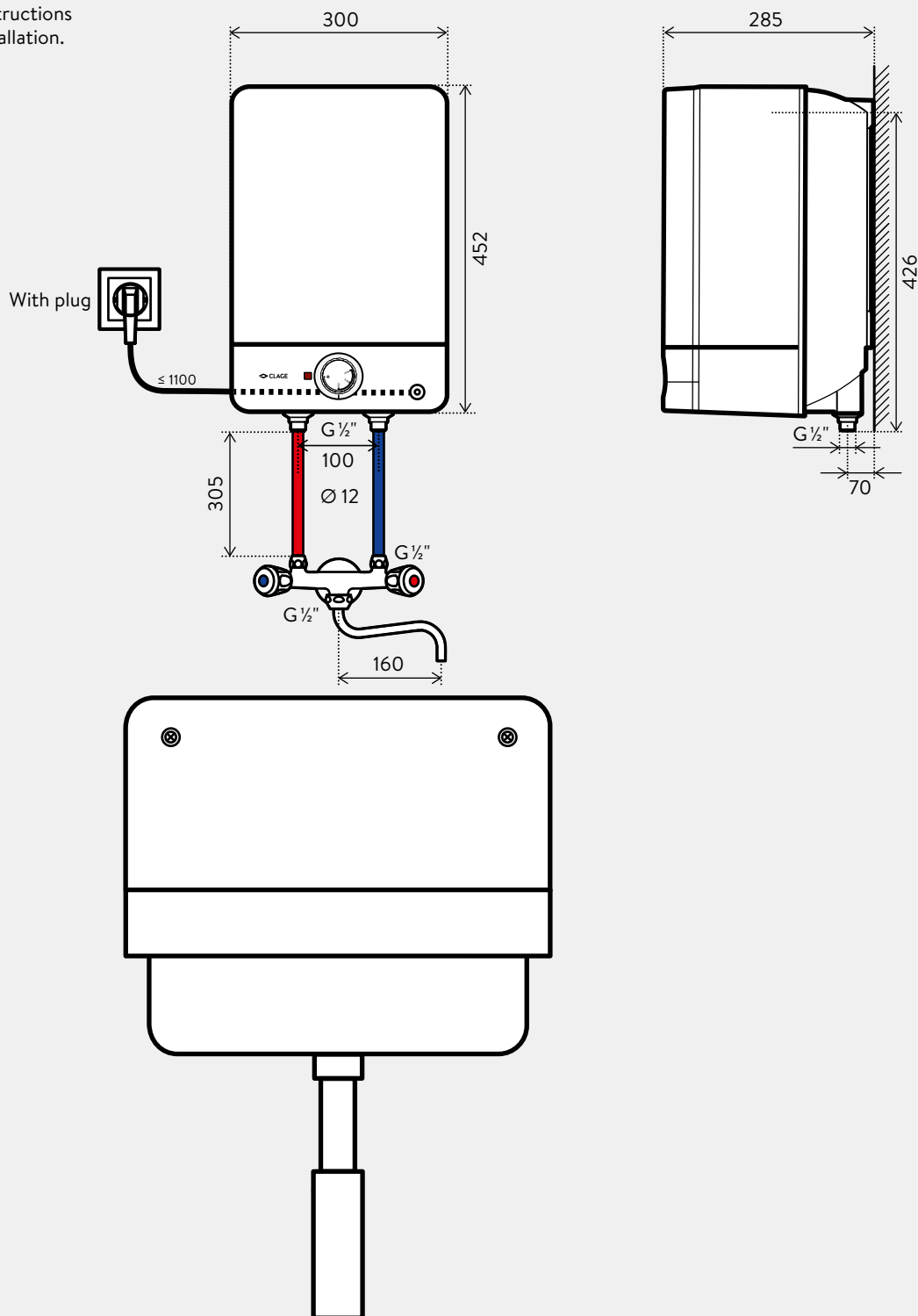


Installation with wall-mounted mixer tap **SNO**
to supply a disposal sink.

Dimensions in mm

You need about 30 cm free space to the disposal
sink from the lower edge swivel spout for a 10
litre bucket.

Assembly and operating instructions
must be observed upon installation.



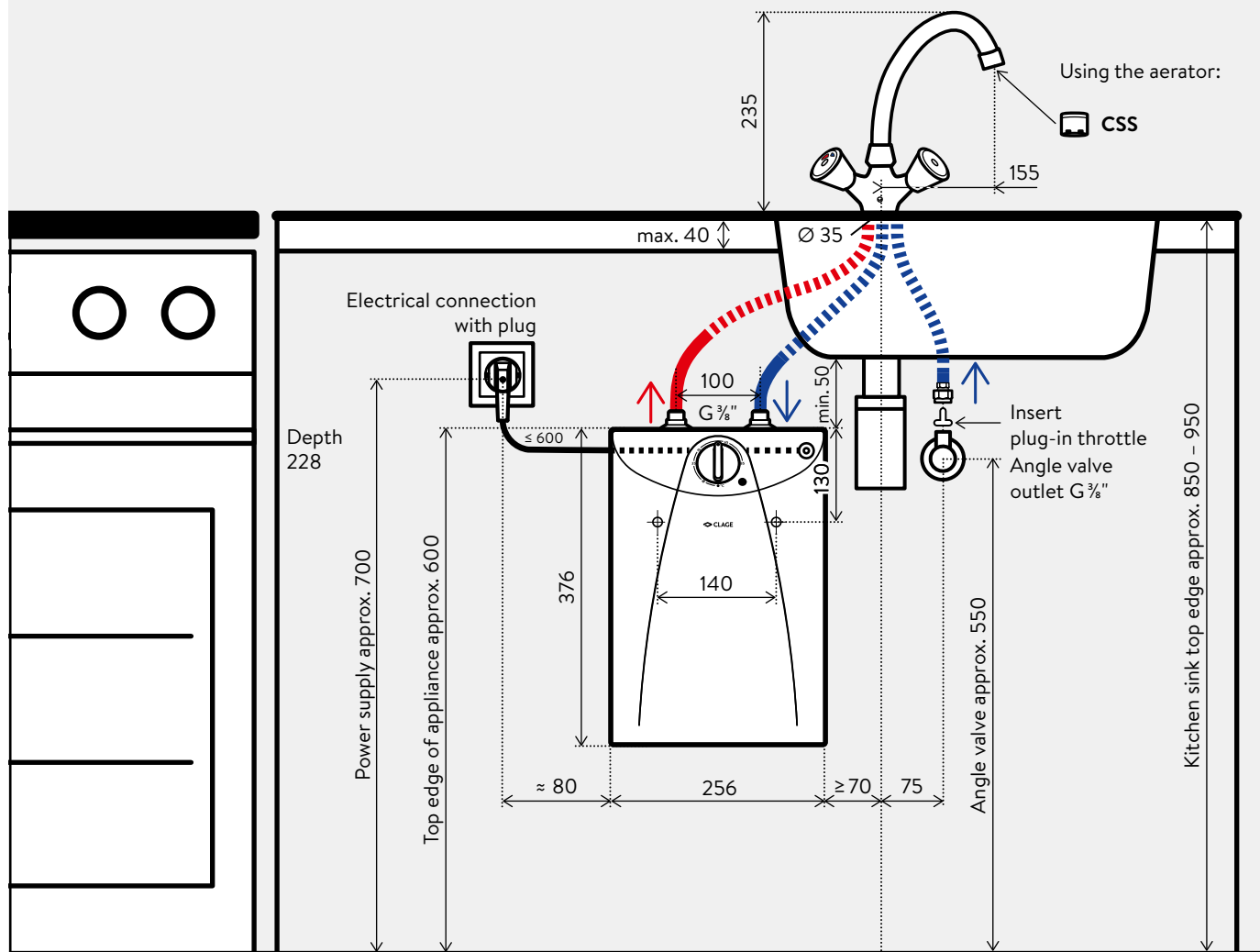
Taps for pressureless water heaters Installation



Installation with pressureless tap **SNT**

Dimensions in mm

Assembly and operating instructions must be observed upon installation.



Taps for pressureless water heaters Installation

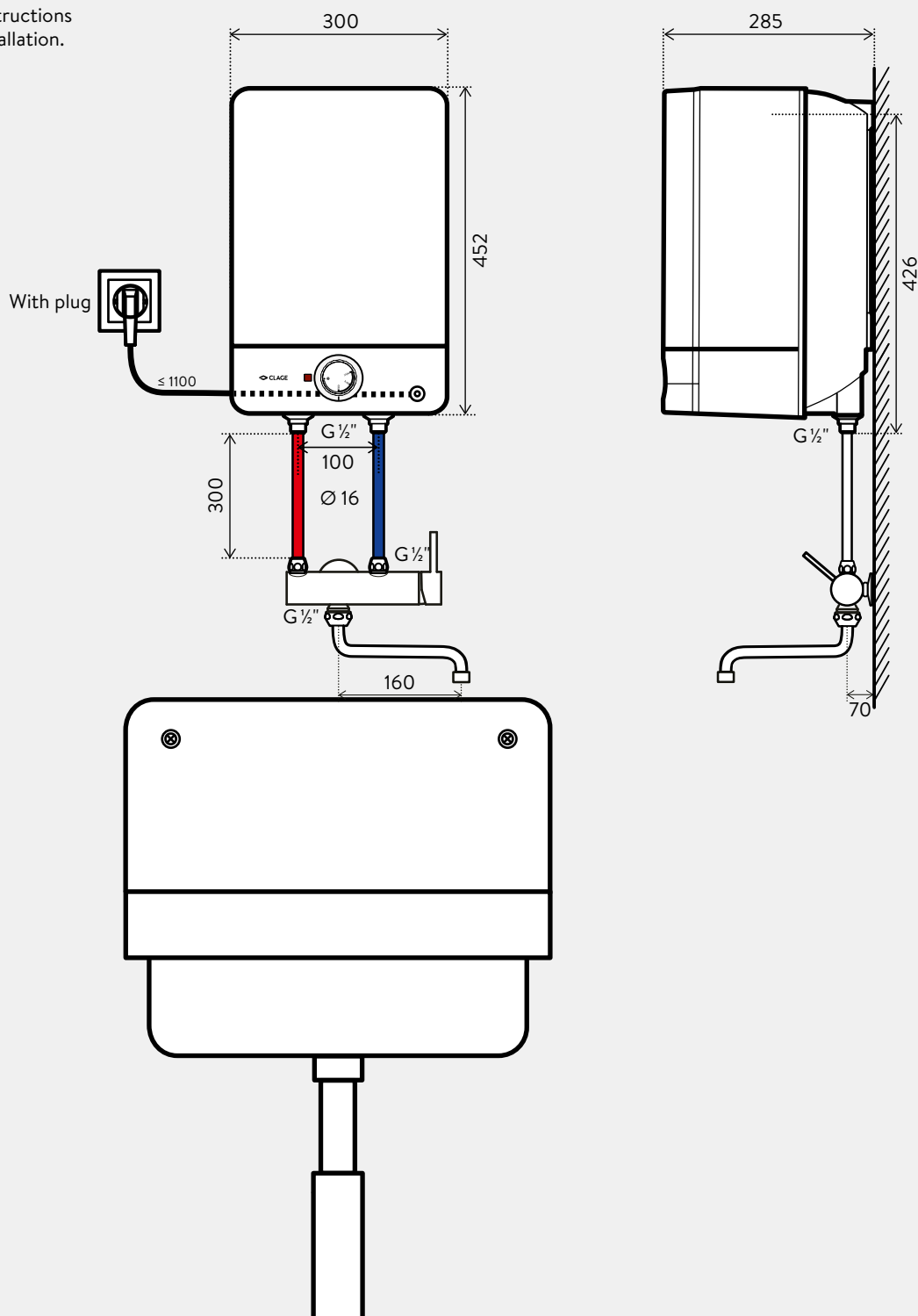


Installation with wall-mounted mixer tap **SSO** to supply a disposal sink.

Dimensions in mm

You need about 30 cm free space to the disposal sink from the lower edge swivel spout for a 10 litre bucket.

Assembly and operating instructions must be observed upon installation.





Sensor tap AEB

Electronically controlled sensor tap for the washing basin including an activatable hygienic rinse (6V battery operation). Mixing device for continuous temperature regulation. Ideal for E-mini instant water heater.

AEB: Part no. 1100-04250



Sensor tap AEN

Electronically controlled sensor tap for the washing basin including an activatable hygienic rinse (230V power supply unit). Mixing device for continuous temperature regulation. Ideal for E-mini instant water heater. (230V-Netzteil).

AEN: Part no. 1100-04255



Adjustable hand shower CXH

Hand shower for instant water heater, three modes adjustable, anti-scale insert, chrome.
Dimensions: 24.2 cm length, shower head Ø 9.8 cm

CXH: Part no. 0300-0086



CSO

Single-lever wall-mounted mixer tap for installation at a ½-inch wall connection with swivel spout 16 cm

CSO: Part no. 1100-04165

Taps for pressureless water heaters



EAK

Single-lever mixer tap with side lever and swivel spout 20 cm

EAK: Part no. 1100-04430



END

Single-lever mixer tap with Easy-Fix mounting system and pull-up drain stopper, spout 10.5 cm, height × width: 11.1 × 15.2 cm

END: Part no. 1100-04410



EKA

Single-lever mixer tap with pull-out rinse sprayer and flexible connecting hoses, spout 20 cm

EKA: Part no. 1100-04230



EKM

Single-lever mixer tap with side lever and swivel spout 21 cm

EKM: Part no. 1100-04223

Taps for pressureless water heaters



EWT

Single lever mixing tap for pressureless installation with nickel- and lead-free water lines, Easy Fix mounting system and pull-up drain stopper, spout 11.2 cm, height × width: 15.1 × 17.5 cm

EWT: Part no. 1100-04420



SME

Single-lever wall-mounted mixer tap with swivel spout 16 cm for installation at a ½-inch wall connection. Ideal for E-mini instant water heater M-O, not suitable for storage water heaters.

SME: Part no. 1100-04150



SMB

Two-handle wall-mounted mixer tap with swivel spout 16 cm for installation at a ½-inch wall connection. Ideal for E-mini instant water heater M-O, not suitable for storage water heaters.

SMB: Part no. 1100-04100



SNM

Two-handle washbasin mixer tap with swivel spout 16 cm, height × width: 22.5 × 16.0 cm

SNM: Part no. 1100-04200

Taps for pressureless water heaters



SNO

Wall-mounted mixer tap with combination valve and swivel spout 16 cm

SNO: Part no. 4100-0110



SNT

Two-handle temperature control mixer tap for open-outlet installation, temperature selection on the left, water volume adjustment on the right, with swivel spout 15.5 cm

SNT: Part no. 4100-0210



SSO

Single-lever wall-mounted mixer tap for installation at a 1/2-inch wall connection with swivel spout 16 cm

SSO: Part no. 4100-01250